


### Swing-out rotor, 12-place



∠ 55°  
(with carriers 1127)  
∠ 60°  
(with carriers 1122)  
∠ 80°  
(with carriers 1621)

n = 4,000 min<sup>-1</sup>  
max. RCF 2,683

**Cat. No.** (without carriers) **1628**






















### Angle rotor, 8-place




























∠ 45°

n = 4,000 min<sup>-1</sup>  
max. RCF 2,612

**Cat. No.** (without adapters) **1418**

capacity in ml	5	10	15	2.6–3.4	2.7–3	4–5.5	7.5–8.5	1.6–5	4–7	8.5–10		
∅ x L in mm	12x75	17x70	17x100	13x65	11x66	15x75	15x92	13x75	16x75	16x100		
<b>Cat. No.</b>	<b>0553<sup>2)</sup></b>	<b>2079</b>	<b>0518<sup>2)</sup></b>	<b>blood collection / urine tubes</b>								
 <b>rotor</b> Cat. No. <b>1628</b>												
												
<b>Cat. No.</b>	<b>1127</b>	<b>1122</b>	<b>1621</b>	<b>1127</b>	<b>1122</b>	<b>1621</b>	<b>1127</b>	<b>1122</b>	<b>1621</b>	<b>1621</b>		
boring ∅ x L in mm	13.2x53	17.5x53	17.5x79	13.2x53	17.5x53	17.5x79	13.2x53	17.5x53	17.5x79	17.5x79		
tubes per rotor	12											
max. RCF <sup>2)</sup>	2,236	2,254	2,683	2,236	2,254	2,683	2,236	2,254	2,683	2,683		
radius in mm	125	126	150	125	126	150	125	126	150	150		
run-up in sec	22											
run-down in sec, braked	25											

capacity in ml	5	15	1.1–1.4	2.6–3.4	2.7–3	9–10	1.6–5	4–7	8.5–10	12	15	50	12	50	50
∅ x L in mm	12x75	17x100	8x66	13x65	11x66	16x92	13x75	13x100	16x100	17x102	17x120	29x115	17x100	29x115	29x107
<b>Cat. No.</b>	<b>0553<sup>2)</sup></b>	<b>0518<sup>2)</sup></b>	<b>blood collection / urine tubes</b>							<b>0509</b>	<b>0513</b>	-	-	<b>0546</b>	
 <b>rotor</b> Cat. No. <b>1418</b>															
															
<b>Cat. No.</b>	<b>1467</b>	<b>1467</b>	<b>1467</b>			<b>1467</b>					<b>1468</b>	<b>1467</b>	<b>1468</b>		
boring ∅ x L in mm	17.4x91											30.2x92	17.4x91	30.2x92	
tubes per rotor	32											8	32	8	
max. RCF <sup>2)</sup>	2,182	2,540	2,182			2,540	2,182	2,612	2,540		2,594	2,486	2,540	2,486	
radius in mm	122	142	122			142	122	146	142		145	139	142	139	
run-up in sec	36														
run-down in sec, braked	43														

<sup>2)</sup> Please note that the RCF values indicated refer only to rotor performance. The max. permissible RCF of tubes used should be verified with the individual manufacturers. The max. RCF for glass tubes annotated with footnote <sup>2)</sup> is 4,000.

<sup>3)</sup> 6-place adapter set for conical 50 ml tubes with screw cap.